


THE SPEECH BUBBLE

The Speak, Learn and Grow Newsletter

Back to School



Back to School

The start of the school year is an exciting time, but it can also bring challenges in communication and learning. Our therapists are here to help your child build confidence with tailored programs in literacy, language, and school readiness.

With parent training and individualized support, we're committed to helping every child thrive.

In our latest edition of the Speech Bubble we introduce you to our new therapists, explain what synthetic phonics is, report on our amazing school holiday intensives & share some back to school tips.

Let's make this school year a success—together!

TERM 1 2025

Team members	pg 2
What we believe	pg 3
What's Happening	pg 4
Community Info	pg 5
Parent Tips	pg 6
Fun for the kids	pg 7

TEAM MEMBER SPOTLIGHT

Introducing our new therapists



Chanelle



What is a fun fact about yourself that no one else knows? I've won every single round of 'articulate' I've ever played.

Was there a memorable success story from your clinical training that solidified your career choice?

During my final paediatric placement at a low-income high school, I connected with a student who often struggled with attendance. He began attending sessions regularly, and his motivation for school improved significantly, earning 32 positive reports in one term (up from 7 in the previous two). Though his clinical progress was modest, it was fulfilling to see his increased effort and engagement.

What's your favourite therapy activity or strategy for engaging clients? The Domino train! It has had 100% success rate for engagement with every single client so far.

What's a therapy skill you're looking forward to mastering as a new grad? I'm really interested in learning more about Gestalt Language Processing as a new grad! It's definitely started to develop more awareness and I can't wait to be a part of this change.

What is a fun fact about yourself that no one else knows? I recently started snorkelling as a hobby and went swimming with sharks!

Was there a memorable success story from your clinical training that solidified your career choice? A boy had difficulty writing, so we focused on improving his literacy using Shape Coding, which worked well for him. He made great progress and even wished he could learn it in school. Seeing his pride in his progress was incredibly rewarding & reinforced my desire to help others feel the same.

What's your favourite therapy activity or strategy client engagement? I like to use fun stationary like Texta stamps, colourful whiteboard markers and large stickers with clients as they often seem to want to engage in therapy tasks more for the sake of using these items.

What's a therapy skill you're looking forward to mastering as a new grad? I would like to provide good coaching to parents/caregivers to support their child's communication outside of the clinic.

Issey



UNDERSTANDING SYNTHETIC PHONICS

What is the Synthetic Phonics?



This is an evidence-based approach to teaching reading that involves matching speech sounds (phonemes) to letters (graphemes). The word 'synthetic' comes from the word 'synthesise'. In this approach to reading, children learn to blend (or synthesise) sounds together to form words

Letter - sound matching

To help a child learn to read, it's important to teach them the letter sounds, rather than focusing on the letter names. When a child learns to blend sounds together to read a word, they need to know the **sounds** that each letter represents.

To learn the letter sounds, watch this video:

[Phonics Song 2 \(new version\)](#)


Why get help from a speech pathologist?

A child will usually get a referral to a speech pathologist to support with reading and spelling as speech pathologists have a deeper understanding of sounds in words.

They are able to teach children to identify sounds and to blend sounds together in order to develop reading and spelling skills.

Speech pathologists can teach children to match speech sounds to phonics e.g. the letter combination 'igh' represents the sound 'i'.

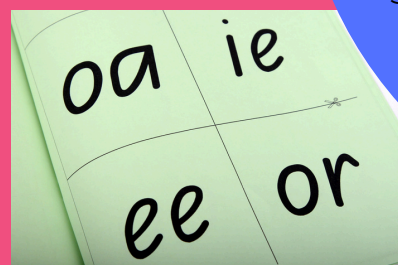
"The world belongs to those who read."
Rick Holland



Did you know?

SH

Some speech sounds are represented by one letter e.g. **s**. Some speech sounds are represented by more than one letter e.g. **'sh'**. The understanding of these letter combinations that represent sounds is known as 'phonics'. At Speak, Learn & Grow, we teach phonics using the Sounds Write program.



SCHOOL HOLIDAY INTENSIVES

School Readiness

Our school readiness group prepared our clients for starting Kindergarten this year! They focussed on key skills of phonological awareness, blending, segmenting and letter-sound correspondence through fun, interactive activities. The group setting fostered collaboration and confidence, preparing each child for success in their first year of schooling!



We had a great time preparing our clients for a successful start to the school year! From building social skills to strengthening communication & problem-solving. Our engaging group sessions were tailored to help each participant feel confident and ready for the classroom. Take a look at the programs we ran!

Articulation and Speech Sounds

Through interactive activities and personalised practice, clients worked on improving their articulation skills, whilst building confidence in a supportive group setting. It was incredible to see their progress and celebrate their achievements together!



Reading and Literacy

We ran multiple groups for different ages focussing on decoding, word attack skills, comprehension, writing and text level activities! The group setting provided a supportive and interactive environment that encouraged collaboration and peer learning, helping clients build their literacy skills.



Social Skills

Our neurodiversity-affirming social skills group aimed to empower our clients in meaningful ways. The group focused on enhancing conversational skills, understanding different neurotypes, interpreting non-verbal communication, and improving perspective-taking & problem-solving. Through collaborative activities, we also explored working together and self-advocacy, creating a supportive environment where each individual could build confidence and celebrate their unique strengths.

COMMUNITY SPOTLIGHT

Tenpin Bowling Australia (TBA)

Inclusive tenpin bowling

Tenpin Bowling Australia (TBA) is dedicated to fostering an inclusive environment for everyone to enjoy the sport, with particular focus on people with disabilities. Whether you're new to the sport, a child in a school program, or an athlete competing at the National Disability Championships, TBA provides accessible pathways for all abilities.

Bowl Patrol

(for primary school-aged children)

Bowl Abilities

(for teens & adults)

NDIS Funding

Inclusive elements:

- Physical modifications (*ramps, bumpers, pushers*)
- Communication assistance (communication board, *social story, visual schedule*)

A great way to:

- Improve health and wellbeing
- Finding and keeping a job (e.g. becoming a coach through completing a Lane Ranger or Level 1 online course)
- Increase social and community participation



We post tips and blogs for parents and professionals regularly on our website speech-learning.com.au

PARENT TIPS: BACK TO SCHOOL

Encourage Literacy

Read books daily, asking questions about the story to boost comprehension and critical thinking. Incorporate games like rhyming, word searches, or storytelling to make learning fun.

Build Vocabulary

Choose books or activities that will expose children to the vocabulary relevant to topics being taught in the classroom. Also review readings from school together to ensure understanding.

Establish a Communication Routine

Create a habit of asking open-ended questions about their day, such as “What was your favorite part?” or “Who did you talk to?” and share your own experience to model storytelling and turn-taking.

Focus on Self-Advocacy

Teach your child to express their needs and ask for help when they don't understand something, or need accommodations, and praise their efforts when they successfully advocate for themselves.

Set Communication Goals

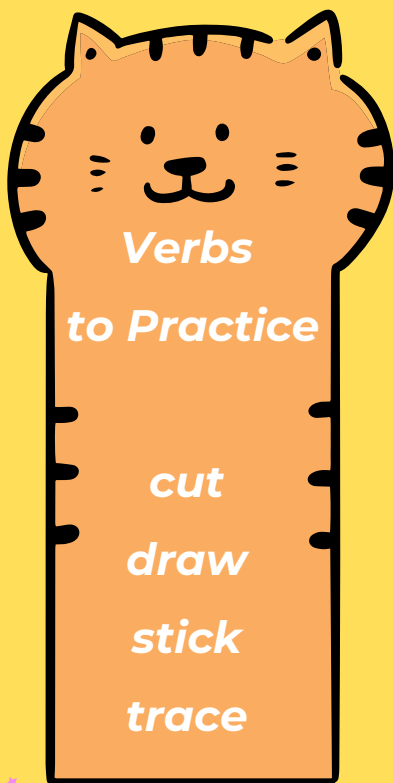




Collaborate with your child's teacher and speech pathologist to identify specific communication goals for the school year. Practice skills at home, like following directions, asking for help, or participating in group discussions.

Develop Social Communication

Provide opportunities for peer interactions, such as group activities or clubs, and guide them in resolving conflicts or building friendships.



CRAFT CORNER: BOOKWORM BOOKMARK



INSTRUCTIONS

You will need:

- scrapbook paper
- scissors
- googly eyes
- glue
- marker
- small circle/lid
- pencil

Steps

1. Using a pencil, trace your circle/ circle lid onto a couple of pieces of scrapbook paper. (Make 5 circles per bookworm.) You can color code them, make a rainbow etc.
2. Cut out the circles.
3. Glue the circles together in a wavy line.
4. Glue two googly eyes onto the circle and draw a face. Let it dry for a few hours.

Source:

<https://learnincolor.com/diy-bookworm-bookmarks.html>

LITERACY TRAINING



For children with reading and spelling difficulties

- Children of any age can benefit from one-to-one intervention with our therapists
- Focus on synthetic phonics - identifying the sounds in words & 'working out' unknown words
- Develop phonic knowledge using the Sounds Write program
- Engaging & motivating sessions

[Click here to learn more](#)

CONNECT WITH US

The team at Speak, Learn and Grow want to stay connected with all members of the community.

Please follow us on our socials.



[@speaklearngrow](#)



[@speaklearngrow](#)



[@slgaringbah](#)



[Speak, Learn and Grow Speech Pathology Services](#)



How to provide Feedback

Speak to your therapist directly

Approach our friendly reception staff

Fill in a Feedback form anonymously on our website:

www.speech-learning.com.au

Email us directly
info@speech-learning.com.au