

THE SPEECH BUBBLE

The Speak, Learn and Grow Newsletter

Shared book reading - how to use book reading as an opportunity to build your child's language skills.

page 6



TERM 2 2023

New team members	pg 2
Our Logo	pg 3
What's On	pg 4
Useful Info	pg 5
Parent Tips	pg 6
Fun for the kids	pg 7

Term 2, here we come!

We hope that the Easter break was relaxing, fun and full of chocolate eggs & bunnies. Everyone is hopping back to a new term, and we hope that Term 2 brings great results in your child's learning & communication goals.

We would like to introduce you to more of our new team members (page 2) and let you know about services we offer (page 3). There's great information about and developing your child's language skills (page 6).

Let's hop into an eggciting term!

MEET OUR NEW TEAM MEMBERS

Sophie *Speech Pathologist*

Qualifications

Bachelor of Speech Pathology from University of Sydney with first class honours).

Why do you like Speech Pathology?

I love being able to see children smile and have fun in therapy. I also love that my job is never repetitive and mundane.

Random Fact

I love reading  but I read only non-fiction books in English and fiction books in Chinese.



Yvonne *Reception*

Experience

After many years of office admin and bookkeeping, I completed a diploma and opened a Kinesiology business. What I found was I enjoyed the admin side of the business more than the practice, so I decided to go back to what I'm best at and enjoy more!

Why do you like working at SLG?

The families and clients I get to meet and chat with everyday, along with my wonderful colleagues. It really is a fun and friendly team environment.

Random Fact

I am a level 3 Reiki Master



BABY Announcement

A big congratulations to our expectant mums Fatima and Siobhan. We will miss your smiling faces around the clinic and can't wait to receive the wonderful news of your healthy baby arrivals..... any day now!

OUR LOGO

A logo is important because it's often the first thing that people see. It tells you something about who we are.

The trunk of the tree is a hand reaching upwards because our passion is for our clients to reach their full potential.

Our logo shows a tree because our main focus is to see our clients grow and develop to the best of their abilities.

There is a speech bubble behind the tree as talking and communicating is what we're all about. We want to help each client find their voice to tell others what is important to them.



A tree needs a good environment for healthy growth, We focus on building the skills of those in our clients' everyday environment so that they can provide an enriching environment.

The leaves in our logo are bright & colourful because we love having fun and bring lots of energy to our sessions.

“Logos are the graphic extension of the internal realities of a company.”
—Saul Bass

PRESCHOOL SERVICES

PRESCHOOL SERVICES

At Speak, Learn & Grow we believe in providing education and knowledge to parents and educators so that they are better equipped to help their young children become great communicators.



Ask a Speechie

A Speech Pathologist will come to the preschool for approximately 45 minutes and be available to answer parents' questions.

This can be arranged around school pick up or drop off times. It is a free service and is meant to provide parents with basic information around their concerns.

Both the Parent Education and the Preschool Teachers Education sessions have a cost of \$200 per hour

If you would be interested in any of these services, please email us at info@speech-learning.com.au or call us on 9526-2788

Parent Education sessions

If you organise, or would like to organise, education sessions for parents at your preschool we can provide talks on a variety of topics, such as:

- ✓ What should my child be able to say and understand at their age?
- ✓ My child is stu-stu-stuttering. Should I be concerned?
- ✓ Preparing your child for reading success. What you can do long before your child starts to read.
- ✓ How to use the iPad to enhance your child's learning.

Feel free to nominate a topic that you know would be of interest and we'll let you know if that is within our scope of practice or not.

Preschool Teachers Education sessions

If you do professional development at your preschool, we can provide talks to your staff on topics that would be of value to you. Some ideas are:

Using book reading time effectively for language stimulation.

Understanding when I should refer to a Speech Pathologist for speech and/or language concerns.

Bridging the gap - teaching phonological awareness skills in a way that gets children reading to read & spell.

Effective strategies to develop a preschool child's language skills.

WEBSITE SPOTLIGHT!

Putting a spotlight on a New Foundation in Australia... one of the first of its kind

The Frankie Foundation aims to support families whose NDIS Budget cannot meet the needs of their child during the period of their NDIS plan.

The Frankie Foundation exists to help bridge the NDIS gap between funding and therapy needs for many Australian families.



THE FRANKIE FOUNDATION

Did you know...

The **Frankie Foundation** is named after founder, Kym Gleeson's daughter, **Frankie**, who has a rare genetic condition, special needs, global delay and medical complications.

What can the Frankie Foundation do for you and your family:

- Help bridge the financial gap with children's NDIS plans
- Raise money to fund existing therapy when a child's NDIS plan runs out.
- Award grants from \$200 - \$2000 to pay for your child's therapy.

The Frankie Foundation is an ACNC Accredited Charity.




Learn more about the **Frankie Foundation** by visiting their website <https://thefrankiefoundation.org/>



THE FRANKIE FOUNDATION

SHARED BOOK READING



How can you use shared book reading to stimulate your child's language development?

Vocabulary

One way you can modify a book to make it more appropriate for your baby or toddler is to skip the text and focus on the illustrations alone. You can:

- Model sign language and gestures
- Model sounds and exclamatory words (Uh-oh!)
- Label nouns (animal names, places)
- Label verbs (stomping, chased)
- Model greetings (hello, goodbye)
- Prepositions (behind, on top)
- Concepts (smelly shoes, opposites)

Reading to more than 1 child? You can also ask your older child some comprehension questions (what are they doing? what happened?). Then, simplify the answer for your younger child.

Repetition

Did you know ?

It is said that a child needs to hear a word meaningfully approximately 500 times before it becomes stored in their vocabulary bank!

A piece of research also looked at later developing vocabulary and found that vocabulary was LARGER in those children who were read a book repetitively, compared to those who were read books less repetitively.

So the next time your child reaches for their favourite book for the 123,456th time, take a breath and know that the repetition is great for their vocabulary.

Rhyme

Rhyme can be a fun and interactive way to engage in shared book reading.

Whether it's books that already have rhymes in them (think 'Cat In The Hat') or your child's favourite book that can be spiced up a bit.

Try this:


"Can you find a word that rhymes with day? I'll go first, I see play! Day and play rhyme. Can you see one?"

Did you know ?

Rhyme is a really important foundational skill for literacy and will help your child to read and write later on.


Pause to comment

Make sure you pause at various points throughout the book to allow time for your child to make a sound, word or comment about what they see. So many families just power through books and miss so many opportunities for their child to communicate.



EASTER CRAFT ACTIVITY

Easter



Instructions: Easter Bunny Craft

1. Have your child colour in the bunny and his Easter eggs.
2. Cut out the bunny and his eggs, and stick them onto construction paper.
3. Decorate by using one or all of the following: large wiggle eyes, a pom pom nose, or put stickers on his ears!

Source: Teachers Pay Teachers 'Easter Bunny Craft'

CONNECT WITH US

The team at Speak, Learn and Grow want to stay connected with all members of the community.

Please follow us on our socials.



[SpeakLearnGrowSpeechPathologyServices](https://www.facebook.com/SpeakLearnGrowSpeechPathologyServices)



[@speaklearngrow](https://www.instagram.com/@speaklearngrow)



[Speak, Learn and Grow Speech Pathology Services](https://www.linkedin.com/company/Speak_Learn_and_Grow_Speech_Pathology_Services)

HOW TO CONTACT US WITH FEEDBACK/COMPLAINTS

Speak to your
therapist directly

Leave your feedback in the
'Feedback Dropbox'
at Reception

Fill in a Feedback form on our
website:
www.speech-learning.com.au

Approach our
friendly
reception staff

email us directly
info@speech-learning.com.au

